










# CLINICAL FRAILTY SCALE

	<b>1</b>	<b>VERY FIT</b>	People who are robust, active, energetic and motivated. They tend to exercise regularly and are among the fittest for their age.
	<b>2</b>	<b>FIT</b>	People who have <b>no active disease symptoms</b> but are less fit than category 1. Often, they exercise or are very <b>active occasionally</b> , e.g., seasonally.
	<b>3</b>	<b>MANAGING WELL</b>	People whose <b>medical problems are well controlled</b> , even if occasionally symptomatic, but often <b>not regularly active</b> beyond routine walking.
	<b>4</b>	<b>LIVING WITH VERY MILD FRAILITY</b>	Previously "vulnerable," this category marks early transition from complete independence. While <b>not dependent</b> on others for daily help, often <b>symptoms limit activities</b> . A common complaint is being "slowed up" and/or being tired during the day.
	<b>5</b>	<b>LIVING WITH MILD FRAILITY</b>	People who often have <b>more evident slowing</b> , and need help with <b>high order instrumental activities of daily living</b> (finances, transportation, heavy housework). Typically, mild frailty progressively impairs shopping and walking outside alone, meal preparation, medications and begins to restrict light housework.
	<b>6</b>	<b>LIVING WITH MODERATE FRAILITY</b>	People who need help with <b>all outside activities</b> and with <b>keeping house</b> . Inside, they often have problems with stairs and need <b>help with bathing</b> and might need minimal assistance (cuing, standby) with dressing.
	<b>7</b>	<b>LIVING WITH SEVERE FRAILITY</b>	<b>Completely dependent for personal care</b> , from whatever cause (physical or cognitive). Even so, they seem stable and not at high risk of dying (within ~ 6 months).
	<b>8</b>	<b>LIVING WITH VERY SEVERE FRAILITY</b>	Completely dependent for personal care and approaching end of life. Typically, they could not recover even from a minor illness.
	<b>9</b>	<b>TERMINALLY ILL</b>	Approaching the end of life. This category applies to people with a <b>life expectancy &lt;6 months</b> , who are <b>not otherwise living with severe frailty</b> . Many terminally ill people can still exercise until very close to death.

## SCORING FRAILITY IN PEOPLE WITH DEMENTIA

The degree of frailty generally corresponds to the degree of dementia. Common **symptoms in mild dementia** include forgetting the details of a recent event, though still remembering the event itself, repeating the same question/story and social withdrawal.

In **moderate dementia**, recent memory is very impaired, even though they seemingly can remember their past life events well. They can do personal care with prompting.

In **severe dementia**, they cannot do personal care without help.

In **very severe dementia** they are often bedfast. Many are virtually mute.

Clinical Frailty Scale  
©2005–2020 Rookwood,  
Version 2.0 (EN). All rights reserved. For permission:  
[www.geriatricmedicine.ca](http://www.geriatricmedicine.ca)  
Rookwood K et al. A global clinical measure of fitness and frailty in elderly people. CMAJ 2005;173:489–495.