

Open School

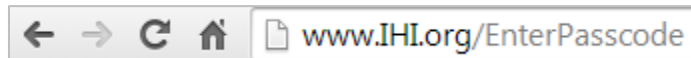
How to Access the IHI Open School Online Courses

Step 1: Log in to IHI.org.

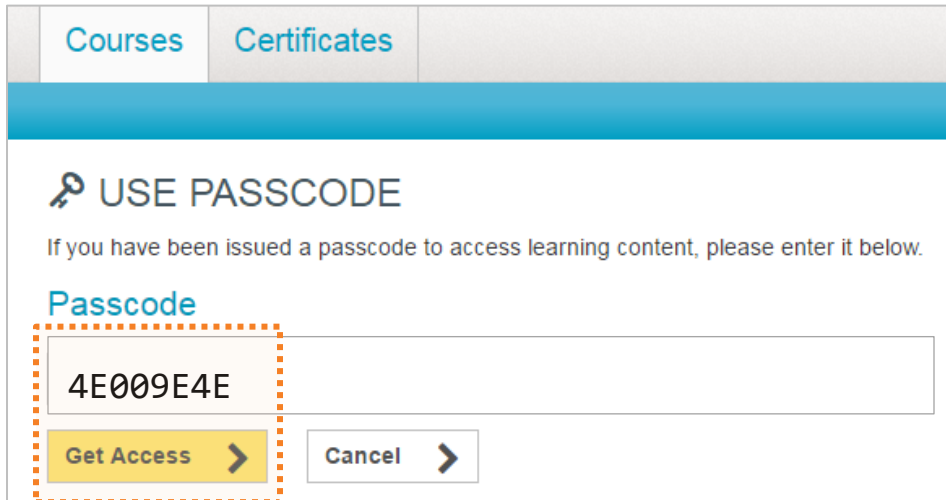
- Log in to IHI.org [here](#).
 - If you are not yet registered, do so at www.IHI.org/RegisterFull.

Step 2: Enter your group's passcode.

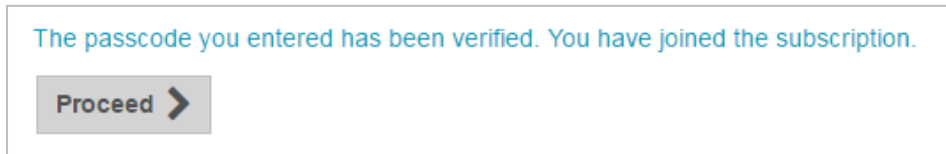
- After you have successfully logged in, go to www.IHI.org/EnterPasscode.



- Enter your group's 8-digit passcode **4E009E4E** and click the "Get Access" button.



- A confirmation message will appear, indicating you have joined your group and inviting you into the courses.



Step 3: Take courses.

- Now that you are registered for the courses, return directly to your learning using the following link: www.IHI.org/OnlineCourses. Bookmark the link for easy access.