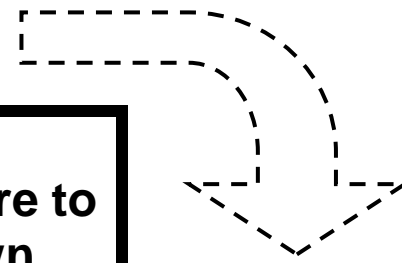


ANAPHYLACTIC REACTION? **

Highly likely if any of the following criteria are met:



Sudden onset of :

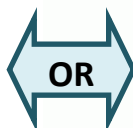


CUTANEOUS:
Hives
Swollen tongue or lips
Itching
Flushing

AND



RESPIRATORY:
Shortness of breath
Wheeze
Cough
Bronchospasm
Stridor
Hypoxemia



VASCULAR SYSTEM:
↓ Blood pressure
Collapse
Fainting
Incontinence

Exposure to a likely trigger and rapid occurrence of symptoms from at least **TWO** of the following systems:




CUTANEOUS:
Hives
Swollen tongue or lips
Itching
Flushing



GASTROINTESTINAL:
Abdominal cramps
Vomiting
Diarrhea

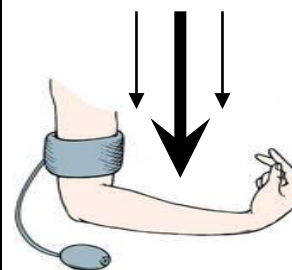


RESPIRATORY:
Shortness of breath
Wheeze
Bronchospasm
Stridor
Hypoxemia



VASCULAR SYSTEM:
↓ Blood pressure
Collapse
Fainting
Incontinence

Exposure to known allergen:



RAPID ↓ IN BLOOD PRESSURE WITHIN MINUTES TO HOURS

Low systolic* or > 30% ↓ from baseline systolic pressure.

* Definition age specific:

- 1 month to 1 year < 70 mmHg
- 1 to 10 years < [70 mmHg + (2 X age)]
- Age 11 and up < 90 mmHg

Whether diagnosis confirmed or suspected

GIVE EPINEPHRINE



Academic Detailing Service





Plan for an appropriate office response to anaphylaxis by:

- Developing an office action plan.
 - Where is your epinephrine?
 - What needle do you have with it?
 - What is the expiry date of your epinephrine?
 - What is the dose, route & location of epinephrine injection?
 - Do your patients have a plan going forward?
 - ✓ Ensure someone at home to monitor patient on discharge
 - ✓ Try to ID precipitating allergen, avoid re-exposure
 - ✓ Follow-up allergy testing
 - ✓ Prescribe auto-injector on discharge, may need two

- Preparing an anaphylaxis emergency kit
 - Multiple 1 mL ampoules of epinephrine 1 mg/mL
 - Multiple 1 mL syringes with safety needle
 - ✓ 25 gauge, 1" needle; 1.5" needle may be required in obese patients
 - Alcohol swabs, cotton swabs, bandages

Appropriate Dose of Epinephrine

Weight (kg)	Weight (lbs)	Dose (0.01 mg/kg to max 0.5 mg)	Volume of 1mg/mL sol'n	Auto Injector Dose ^a
5 - 10 kg	11 - 22 lbs	0.05 - 0.10 mg	0.05 - 0.10 mL	Off label ^b
10 - 14.5 kg	22 - 32 lbs	0.10 - 0.15 mg	0.10 - 0.15 mL	Off label ^b
15 - 20 kg	33 - 44 lbs	0.15 - 0.20 mg	0.15 - 0.20 mL	0.15 mg
20 - 25 kg	44 - 55 lbs	0.20 - 0.25 mg	0.20 - 0.25 mL	0.15 mg
25 - 30 kg	55 - 66 lbs	0.25 - 0.30 mg	0.25 - 0.30 mL	0.15 or 0.3 mg
30 - 40 kg	66 - 88 lbs	0.30 - 0.40 mg	0.30 - 0.40 mL	0.3 mg
40 - 50 kg	88 - 110 lbs	0.40 - 0.50 mg	0.40 - 0.50 mL	0.3 mg
50 + kg	110+ lbs	0.50 mg	0.50 mL	0.3 mg

a. Auto Injectors are currently only available in two doses: 0.15 mg/dose and 0.3 mg/dose.

b. The Canadian Society for Allergy and Clinical Immunology suggest for the infant less than 15 kg, the potential consequences for not administering epinephrine to a child with anaphylaxis outweigh the potential consequences of administering higher than recommended doses of epinephrine.

Inject epinephrine IM into the mid outer thigh



Repeat injections may be needed

(At 5 to 15 minute intervals or sooner if clinically indicated; 2 repeat doses recommended maximum)